



# Play-Along Songs

## Movement, Music, Fun, & Learning

### With Ken Frawley and Georgia Frawley

#### Your Instructors:

Ken Frawley, a children's songwriter and entertainer, is the producer and writer of the highly award winning *We Sign* DVD series of 13 titles, author of *Play-Along Songs & Cowboy Ken* books, and co-author of *Sign to Speak Babies Can Talk*, *Toddlers At Play* and *Signed Phonics*. Ken performed over 4000 shows in schools, preschools, libraries, fairs, festivals and at city events throughout Southern California. He has lectured to preschool and early childhood professionals across the U. S. about the benefits of music and signing.

Georgia Frawley, MA, has been teaching classes in Child Development, Marriage and Family, Parenting, Physical Education and Careers with Children for over 35 years. Georgia is the co-author of *Sign to Speak Babies Can Talk*, *Toddlers At Play* and *Signed Phonics*. She has performed 100's shows in preschools, libraries, fairs, festivals and at city events throughout Southern California. She has lectured to preschool and early childhood professionals across the U. S. about the benefits of music and signing with hearing children.



[4parentsandteachers.com](http://4parentsandteachers.com)

**Online Workshop Savings**  
**4parentsandteachers.com**  
**Use this CODE: 2WS20ABC**  
**AT Check Out**  
**20% Savings +**  
**Free Freight**


#### Contact Information:

Ken and Georgia Frawley  
P.O. Box 3831 Orange, CA 92857  
(714) 771-1981  
email: [kenfrawley@gmail.com](mailto:kenfrawley@gmail.com).  
[www.4parentsandteachers.com](http://www.4parentsandteachers.com)




**We Play Along**  
**YouTube Channel**  
**For:**  
Interactive songs  
Instruction  
Demonstration  
ASL Signs & Info  
New Songs Added  
Every Friday


# ABC's and Numbers



**A B C D E F G**



**H I J K L M N**



**O P Q R S T U**



**V W X Y Z**



**1 2 3 4 5**



**6 7 8 9 10**

**Traditional ABC Song's** new ending: Happy, happy we will be, when we can sign our ABC's.

**Finger Spelling** is when you use the ASL manual alphabet to spell words either in conjunction with spoken word or sound or silently. For example you can finger spell cat C A T or kuh – short a – tuh or you can just sign the letters and see if the children can understand the word. If you spell words with two letters that are the same, like ball, you would sign the second L slightly more to the center of your body (1-2 inches).

## ***Alphabet Song***

Traditional

A, B, C, D, E, F, G  
H, I, J, K, L, M, N, O, P  
Q, R, S  
T, U, V  
W, X, Y and Z  
Happy, happy we will be  
When we can Sign our A, B, C's

## ***A, B, C's – Backwards***

Traditional – sort of

Z, Y, X, W, V, U, T  
S, R, Q, P, O, N, M  
L, K, J  
I, H, G  
F, E, D, C, B, A  
Happy, happy we will be  
When we can sign our A, B, Cs – Backwards

## ***The Animals of the Alphabet***

By Ken Frawley

### **Chorus:**

The ANIMALS of the ALPHABET  
We'll NAME them in this SONG  
From A to Z, YES YOU will SEE  
When you COME and SING along

A – ALLIGATOR	I- INSECT
B – BEAR	J – JACK RABBIT
C – CAT	K- KANGAROO
D – DOG	L - LION
E – ELEPHANT	M- MONKEY
F – FROG	N – NARWAL
G – GIRAFFE, and	O – OWL
H – HORSE	P - PENGUIN

### **Chorus**

Q – QUEEN BEE  
R – RACCOON  
S – SPIDER      T – TURTLE  
U – UMBRELLA BIRD    V – VAMPIRE BAT  
W – WALRUS X – X-RAY FISH  
Y – YAK, and Z – ZEBRA

### **Chorus**

## ***Days of the Week***

Traditional

Sunday    Monday  
Tuesday   Wednesday  
Thursday   Friday  
Saturday

## ***Single Sound Consonant Mix Up Song***

By Dave Kinnoin

### **CALL**

Is this the letter B? buh, buh  
Is this the letter D? duh, duh  
Is this the letter F? ff, ff  
Is this the letter H? huh, huh

### **RESPONSE**

Yes this is the letter B  
Yes this is the letter D  
Yes, this is the letter F  
Yes, this is the letter H

## ***Letter Substitution Song***

By Dave Kinnoin

J – Juh – Jeedle, Jidle, Joodle  
D – Duh – Deedle, Didle, Doodle  
R – Rrr – Reedle, Ridle, Roodle  
That's how we SING this SONG  
W – Wuh – Weedle, Widle, Woodle  
H – Huh – Heedle, Hidle, Hoodle  
N – Nnn – Needle, Nidle, noodle  
That's how we SING this SONG

## ***I Like Letters***

By Dave Kinnoin

### **Chorus:**

I LIKE LETTERS, I LIKE LETTERS – ABC  
I LIKE LETTERS, I LIKE LETTERS – XYZ

CAT is a WORD SPELLED C-A-T  
CAT is a WORD SPELLED C-A-T  
CAT is a WORD SPELLED C-A-T -  
C-A-T

DOG is a WORD SPELLED D-O-G  
Lip is a WORD SPELLED L-I-P

Use other consonants for other verses

## ***Nursesry Rhymes***

***Little Miss Muffet***

***Twinkle, Twinkle Little Star***

***Mary had a Little Lamb***

***Hickory Dickory Doc***

## ***Dum Dum Dah Dah***

Traditional

Dum dum dah dah  
Da dum dum dah dah  
Da dum dum dah dah da dum  
Dum dum dah dah  
Da dum dum dah dah  
Da dum dum dah dah da dum

## ***The Shapes Song***

By Georgia Frawley

A circle it goes 'round and 'round  
'Round and 'round, 'round and 'round  
A circle it goes 'round and 'round  
It has no beginning and it has no end

A square - it has four equal sides  
Four equal side, four equal sides  
A square - it has four equal sides  
It has four equal sides

A rectangle - it has four sides  
Has four sides, has four sides  
A rectangle - it has four sides  
Two are long and two are short

A triangle - it has three sides  
Has three sides, has three sides  
A triangle - it has three sides  
Up and down and back again

## ***Tappa, Tappa, Tappa My Toes***

By Ken Frawley

I'm gonna tap, tap, tappa my toes  
I'm gonna tap, tap, tappa my toes  
I'm gonna tap, tap, tappa my toes  
I'm gonna tappa, tappa, tappa my toes

I'm gonna knock, knock, knock-a my knees  
I'm gonna knock, knock, knock-a my knees  
I'm gonna knock, knock, knock-a my knees  
I'm gonna Knock-a, knock-a, knock-a my knees

Other suggestions:

Clappa my hands	Shake-a my hips
Wave-a my arms	Touch-a my nose
Blink-a my eyes	Pound-a my chest
Nod-a my head	Scratch-a my head

## ***My Hands by My Side***

Traditional

My hands by my side.  
What is this here?  
This is my hair-mopper, my mother dear  
Hair- mopper, hair-mopper  
Inky dinky doo.  
That's what I learned in my school.

My hands by my side.  
What is this here?  
This is my eye blinker, my mother dear  
Eye blinker, hair-mopper  
Inky dinky doo.  
That's what I learned in my school.

My Hands by My Side additional verses:

This is my nose blower	This is my mouth talker
This is my chin chopper	Shoulder shrugger
Chest thumper	Arm waver
Elbow bender	Hand clapper
Bread basket (for stomach)	Waist twister
Knee knocker	Toe tapper

## ***Open and Close***

By Ken and Georgia Frawley

Open and close; open and close  
We all know how to open and close  
Open and close; open and close  
We all know how to open and close  
We all know how to open and close

## ***Other opposites***

Right and Left	Forward and back
Up and down	Big and small
Side to Side	Happy and sad

## ***The Color Song***

By Ken Frawley

Red, yellow and blue  
Orange, green and brown  
Black, white, gray  
Purple and pink  
Are the colors all around

## ***Jacob Wore a Red Hat***

Traditional song adapted by Ken Frawley

Jacob wore a RED HAT, RED HAT, RED HAT.

Jacob wore a RED HAT ALL DAY LONG.

(Change this by using the child's name and sing about the colors of clothes he/she is wearing.)

## ***Raindrops***

By Ken Frawley

RAINDROPS, RAINDROPS  
Falling to the ground. (Repeat)

## ***SUNSHINE, SUNSHINE***

Shining down on me. (Repeat)

## ***RAINBOWS, RAINBOWS***

High up in the SKY. (Repeat)

## ***SNOWFLAKES, SNOWFLAKES***

Falling to the ground. (Repeat)

## ***TWINKLING STARS, TWINKLING STARS***

Shining down on me. (Repeat)

### ***One Little Bird***

By Bob Harrison

One little bird sitting in a tree  
One little bird looking down at you and me  
I saw one little bird sitting in a tree  
And that one little bird it said  
Tweet, tweet, tweet.  
And in flew another little bird  
2 little birds 3 little birds up to 5 little birds

### ***Five Little Monkeys***

Traditional with Music by Ken Frawley

Five little monkeys  
Jumping on a bed  
One fell off and bumped its head (ouch)  
Mama called the doctor  
And the doctor said  
No more monkeys jumping on the bed.  
4 little monkeys      3 little monkeys  
2 little monkeys      1 little monkey

### ***One Two Buckle My Shoe***

Traditional

One, two buckle my shoe  
Three, four shut the door  
Five, six pick up sticks  
Seven, eight lay them straight  
Nine, ten a big, red hen

### ***Clap Fast and Slow***

By Ken and Georgia Frawley

*Very slowly:*

Clap, clap, clap your hands as slowly as you can

*Very fast:*

Clap, clap, clap your hands as quickly as you can

Other verses:

Shake your hands    Wiggle your fingers

Snap your fingers    Wave your hands

### ***Jumping***

By Ken Frawley

Jumping, jumping, having fun jumping,  
Having fun jumping all day long  
Jumping, jumping, having fun jumping  
Now you can STOP! (pause) And so can I

Other suggestions for verses:

Walking	Swimming	Sitting
Skipping	Wiggling	Laughing
Marching	Whispering	Clapping
Flying	Hopping	Swimming

### ***A Sailor Went to Sea, Sea, Sea***

Traditional

A sailor went to sea, sea, sea  
To see what he could see, see, see  
But all that he could see, see, see  
Was the bottom of the deep, blue sea, sea, sea

A sailor went to chop, chop, chop  
A sailor went to knee, knee, knee  
A sailor went to toe, toe, toe  
A sailor went to oo-washy wash

A sailor went to sea, chop, knee, toe, oo washy wash  
To see what he could sea, chop, knee, toe, oo washy wash  
But all that he could sea, chop, knee, toe, oo washy wash  
Was the bottom of the deep blue sea, chop, knee, toe, oo washy wash

### ***Old Brass Wagon***

Traditional

Circle to the left  
The old brass wagon  
Circle to the left  
The old brass wagon  
Circle to the left  
The old brass wagon  
You're the one, my darling

Other verses:

Circle to the right / One Step Back / Turn all around  
Move to the Center / March in place / Clap your hands

### ***She'll be Comin' Round the Mountain***

Traditional

She'll be comin' round the mountain when she comes - Toot,Toot!  
She'll be comin' round the mountain when she comes - Toot,Toot!  
She'll be comin' round the mountain  
She'll be comin' round the mountain  
She'll be comin' round the mountain when she comes - Toot,Toot!

2) She'll be driving six white horses when she comes -  
Whoa back! Toot, Toot!

3) Then we'll all go out to greet her when she comes - Hi ya  
babe! Whoa back! Toot. Toot!

4) Then we'll have a great big dinner when she comes -  
Yum, yum! Hi ya babe! Whoa back! Toot, Toot!

5) Then we'll have a great big part when she comes- Ee,  
Haw! Yum, yum! Hi ya babe! Whoa back! Toot, Toot!

6) Then we'll all go to sleep when she comes - Snore, snore!  
Ee Haw! Yum, yum! Hi ya babe! Whoa back! Toot, Toot!

## **Wave Your Hands Up High**

By Ken Frawley

I want you waving your hands a way up high  
I want you waving your hands up to the sky  
Wave them right and wave them left  
Wave your hands up high!

I want you waving your hands a way down low  
I want you waving your hands nice and slow  
Wave them right and wave them left  
Wave your hands down low!

Other suggestions:

Snap your fingers      Clap your hands  
Pointing your fingers    Wiggling your fingers

### **Stop Look and Listen**

Traditional song adapted by Ken Frawley

STOP, LOOK and LISTEN!  
TRAIN is a coming, Oh YEAH!  
TRAIN is a coming, Oh YEAH!  
TRAIN is a coming, TRAIN is a coming  
TRAIN is a coming, Oh YEAH!  
STOP, LOOK and LISTEN!

Verses:

- 2) CAR is a coming
- 3) FIRETRUCK's a coming
- 4) AIRPLANE is coming
- 5) HELICOPTER's coming
- 6) MOTORCYCLE's coming

### **What a Nice Day**

By Ken Frawley

*Chorus:*

What a nice day it is  
What a nice day it is  
What a nice day it is...OH!  
What a nice day it is!

It's a nice day to *go to the park and play*  
It's a nice day to *go to the park and play*  
It's a nice day to *go to the park and play*  
What a nice day it is!

Take turns saying and then singing about what each person likes to do on a nice day. This is a great way for all the children to share about their favorite activities. If the suggestion is long, just keep singing the same note to make it fit into the song.

## **Hi Ho The Rattlin' Bog**

Traditional

Chorus:

Hi ho the rattlin bog, the bog down in the valley oh  
Hi ho the rattlin bog, the bog down in the valley oh  
Now on that bog there was some grass  
Some fine grass some rattlin' grass.  
The grass on the bog and the bog down in the valley oh

Now on that grass there was a tree  
A fine tree a rattlin' tree  
The tree on the grass and the grass on the bog  
And the bog down in the valley oh.

Chorus

- 2) on that tree there was a branch chorus
  - 3) on that branch there was a limb chorus
  - 4) on that limb there was a nest chorus
  - 5) in that nest there was an egg chorus
  - 6) in that egg there was a chick a fine chick a rattlin' chick; the chick in the egg and the egg in the nest and the nest on the limb and the limb on the branch and the branch on the tree and the tree on the grass and the grass on the bog and the bog down in the valley oh.
- Chorus

### **I'm Thinking of an Animal**

By Ken Frawley

*(Chorus)*

I'm thinking of an animal  
I'll describe it to you  
See if you can guess it  
With a hint or two

Verse –

It has 2 legs - (someone guesses a monkey)  
It can fly - (someone guesses an eagle)  
It can swim – (someone guesses a duck)  
Its **black and white**– (someone guesses a penguin)  
That's how I describe a penguin!

Each person thinks up 4-5 clues and gives them one at a time until someone guesses their animal

**Website:** [www.4parentsandteachers.com](http://www.4parentsandteachers.com)

**YouTube:** **We Play Along**  
**We Play Along Kids**